

FELINE GRIMACE SCALE[®]

FACT SHEET



WHY?

Pain-induced behavioral changes are unique and can be subtle in cats



WHAT?

The Feline Grimace Scale[®] (FGS) is a quick and reliable tool for acute pain assessment based on changes in facial expressions



WHEN?

Pain assessment should be performed in all cats as often as needed on a case-by-case basis



WHO?



The FGS can be used by the veterinary health care team and by cat caregivers



HOW?


There are five action units (AU)

- Ear position
 - Orbital tightening
 - Muzzle tension
 - Whiskers position
 - Head position
-
- Each AU is scored on a 0-2 scale
 - The final score is the sum of all scores
 - Analgesia is suggested with final score $\geq 4/10$



0 = AU is absent


- Ears facing forward
- Eyes opened
- Muzzle relaxed (round shape)
- Whiskers loose and curved
- Head above the shoulder line



1 = AU is moderately present*

- Ears slightly pulled apart
- Eyes partially opened
- Muzzle mildly tense
- Whiskers slightly curved or straight
- Head aligned with the shoulder line

* The score of 1 can also be given when there is uncertainty over the presence or absence of the AU



2 = AU is markedly present

- Ears flattened and rotated outwards
- Squinted eyes
- Muzzle tense (elliptical shape)
- Whiskers straight and moving forward
- Head below the shoulder line or tilted down (chin towards the chest)

Université 
de Montréal

This factsheet was possible due to an unrestricted grant by



Download the FGS App to learn more and practice your skills. Check our linktree for additional information.



Steagall Laboratory
felinegrimacescale@umontreal.ca
www.felinegrimacescale.com